



CounCell™ 23 Excel

3-Diff Auto Hematology Analyser

TECHNICAL SPECIFICATIONS

Principle	Electrical impedance method for WBC/RBC/PLT. Cyanide Free Colorimetric method for HGB.
Reportable Parameters	21 Parameters consisting: WBC, LYM%, MID%, GRAN%, LYM#, MID#, GRAN#, RBC, HGB, HCT, MCV, MCH, MCHC, RDW-CV, RDW-SD, PLT, MPV, PDW, PCT, P-LCR, P-LCC. 3-Histograms for WBC, RBC and PLT. Alarm for abnormal erythrocytes, leukocytes and platelet.
Throughput	60 Samples per hour.
Reagent	2 Routine reagents: Diluent & Lyse.
Sample Volume	9µL
Data Storage Capacity	Internal Memory can store 600,000 test values with parameters, Histograms and Patient information.
Quality Control	2 QC Method; L-J and X-B QC with appropriate QC charts.
Calibration	3 Types of Calibration, Manual Calibration, Auto Calibration with calibrators and Auto Calibration using fresh sample.
Power Requirement	100v-240 VAC ; 50/60Hz.
Operating Environment	Temperature: 10°C – 30°C, Relative Humidity: 30% - 85%, Atmospheric pressure: 70kPa – 106kPa.
Dimension	430 mm(L) X 280mm(W) X 400mm(H)
Weight	17.5 Kg

Parameters	Linearity	Repeatability
WBC	(0.0 - 300.0) X 10 ⁹ /L	≤ 2.0%
RBC	(0.0 - 8.0) X 10 ¹² /L	≤ 1.5%
HGB	(0.0 - 25) g/dL	≤ 1.5%
PLT	(0.0 - 5000.0) X 10 ⁹ /L	≤ 4.0%

9µL ultralow sample requirement




For further information contact :

TULIP DIAGNOSTICS (P) LTD.

a PerkinElmer company

CIN: U85195GA1988PTC005717



Tulip Block, Dr. Antonio Do Rego Bagh, Alto Santacruz, Bambolim Complex Post Office, Goa - 403202, INDIA.
Tel.: +91 832 2458546-50 Fax : +91 832 2458544 E-mail : sales@tulipgroup.com Website : www.tulipgroup.com

CELLT/02-20/VER-01

CounCell™ 23 Excel

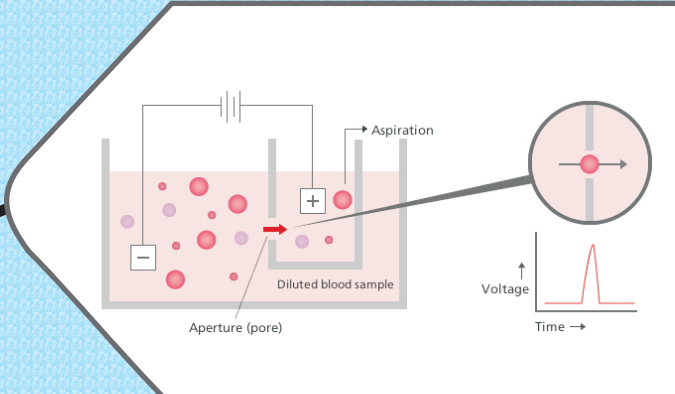
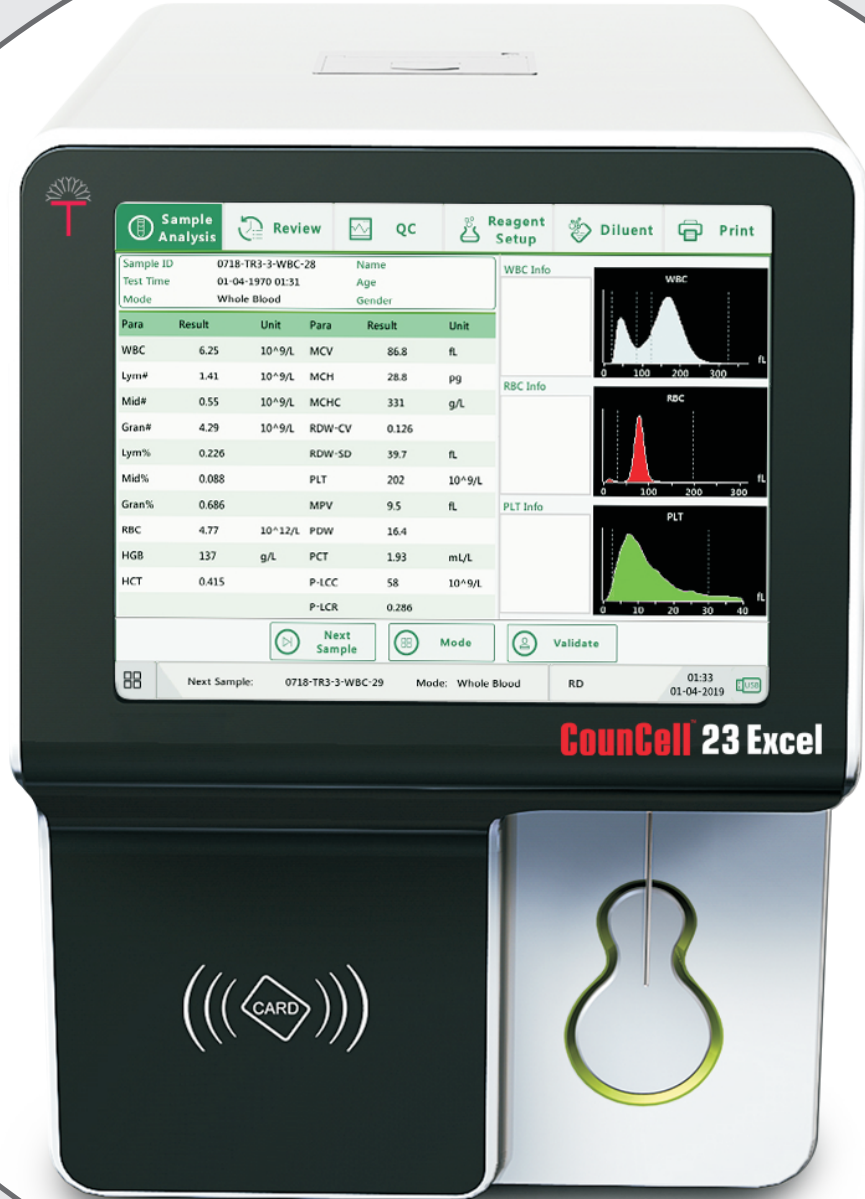
3-Diff Auto Hematology Analyser



Discreetly designed for modern labs

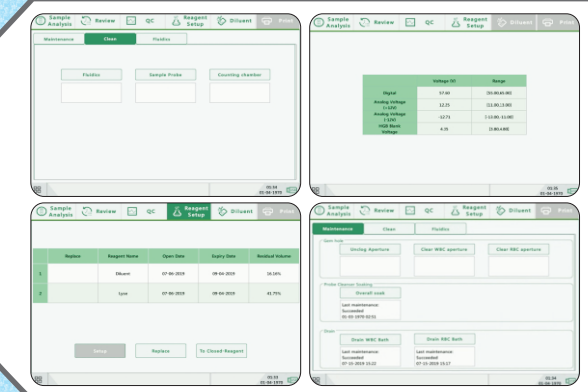
CounCell 23 Excel

3-Diff Auto Hematology Analyser



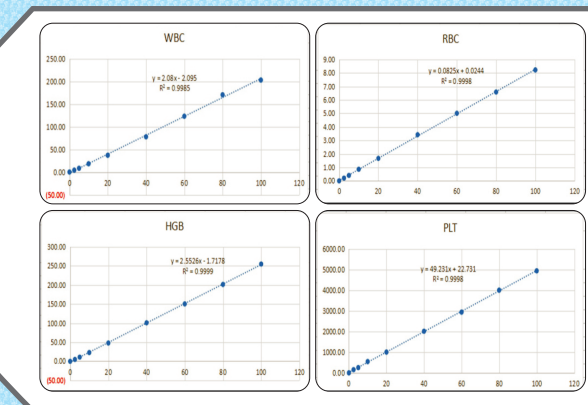
DEPENDABLE AND RELIABLE TECHNOLOGY:

- Electrical impedance method for WBC/ RBC/ PLT counting.
- Cyanide free colorimetric method for HGB estimation.
- Two special counting chamber WBC (100 µm) and RBC (70 µm).
- Measures 21 parameters and 3 histograms.
- 2 Reagent system.



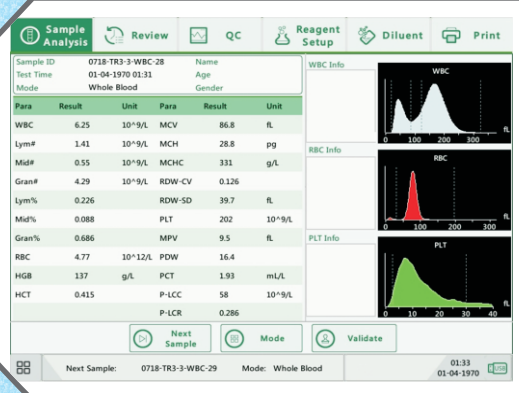
POWERFUL SOFTWARE:

- Smart prompt and one touch error resolving capabilities.
- Easy and comprehensive maintenance and system status monitoring.
- Real time reagent management.
- Software update via USB.
- Data export via USB.



RELIABLE AND ACCURATE RESULTS:

- Tri-level QC: L-J and X-B mode.
- Multiple analysis mode: VWB, Capillary and PD.
- Alarm Flag for better diagnostics.
- Wider Linearity range.
- Store 6,00,000 results along with histograms.



CUSTOMISED USER FRIENDLY SYSTEM:

- Designed discreetly as per the modern lab requirement.
- 10.4 inch colour touch screen.
- Multiple user login as per user request.
- Built in thermal printer.
- USB and 1 network interface.

Counting continues